Measuring and Showing Data Name:

Measure each pencil tip to tip then place your results in the line plot.

Ex)

1) 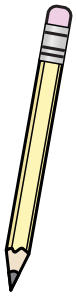

2) 

3) 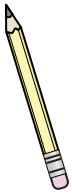

4)

5)

6) 

7) 

8) 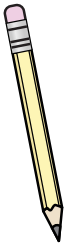

9)

10) 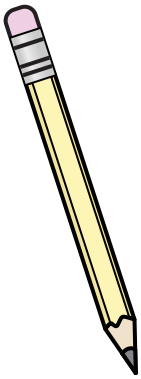

11)

Line Plot							
¼	**½**	**¾**	**1**	**1 ¼**	**1 ½**	**1 ¾**	**2**

Answers

Ex. 1/4

1. _____
2. _____
3. _____
4. _____
5. _____
6. _____
7. _____
8. _____
9. _____
10. _____
11. _____

1-10	91	82	73	64	55	45	36	27	18	9
11	0									

Measuring and Showing Data

Name: **Answer Key**

Measure each pencil tip to tip then place your results in the line plot.

Ex)

1) 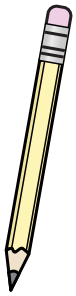

2) 

3) 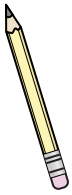

4)

5)

6) 

7) 

8) 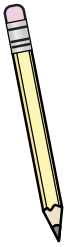

9)

10) 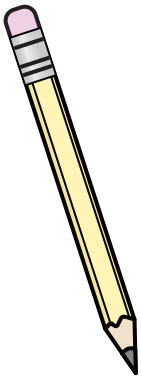

11)

Line Plot

	X	X		X			X
X	X	X	X	X	X	X	X
$\frac{1}{4}$	$\frac{1}{2}$	$\frac{3}{4}$	1	$1\frac{1}{4}$	$1\frac{1}{2}$	$1\frac{3}{4}$	2

Answers

Ex.	$\frac{1}{4}$
1.	$1\frac{1}{2}$
2.	$1\frac{3}{4}$
3.	1
4.	$\frac{3}{4}$
5.	$\frac{1}{2}$
6.	$1\frac{1}{4}$
7.	2
8.	$1\frac{1}{4}$
9.	$\frac{1}{2}$
10.	2
11.	$\frac{3}{4}$

1-10	91	82	73	64	55	45	36	27	18	9
11	0									